


Footprint Filter Cup Pin Extension Kit 826-1677


Follow these steps to install the filter cup pin extension in a Footprint fryer system:

- With the filter pan empty of oil and at room temperature, remove inner pan.
- Clear check-valve receptacle of oil.
- Place new pin over existing pin and tap into place with a non-metallic object, such as a screwdriver handle.
- Return inner pan to filter pan drawer.
- Return fryer to operation.


In Kit 826-1677		
Part Number	Quantity	Description
810-1998	1	Pin
819-5806	1	Instructions



The filter pan is removed and the cup, which contains the pin, is exposed.



Clean cup of oil or shortening.



Place the pin extension over existing pin in filter cup assembly. Tap the new pin into place with a non-metallic object, such as a screwdriver handle. Ensure the pin extension is firmly seated.